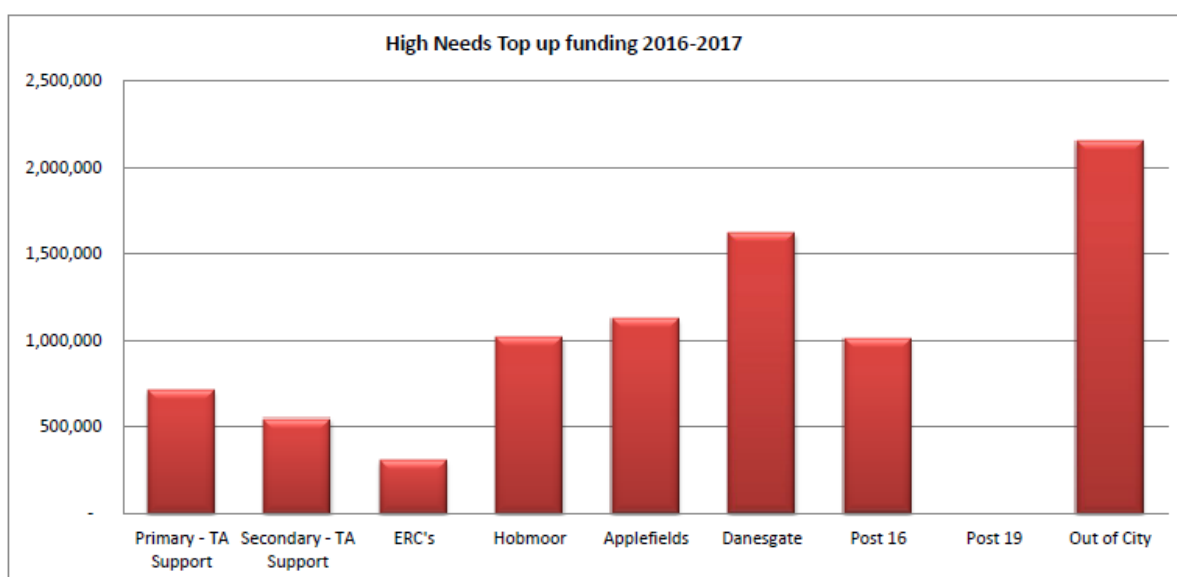


Specialist provision in York Detail

Provision	Type of provision	Age range	Nos on roll (Jan 19)
Hob Moor Oaks	Special school	3-11 years	108
Applefields	Special school	11-19 years	151
St Paul's Nursery	Nursery ERP	3-5 years	10 half day
Haxby Rd	ERP. Children with ASC	5-11 years	10
Haxby Rd	ERP Children with SLCN	5-11 years	15
St Oswald's	ERP for dyslexia	5-11 years	8
Joseph Rowntree	ERP for autism	11-16 years	11
Fulford	ERP for autism	11-16 years	8
Orchard Provision	Nurture base for autism	11-16	5
Hemplands	Central deaf provision	5-11 years	6
All Saints	Central deaf provision	11-16 years	0
Danesgate Community	PRU and Skills Centre	5-17 years	227

High needs funding

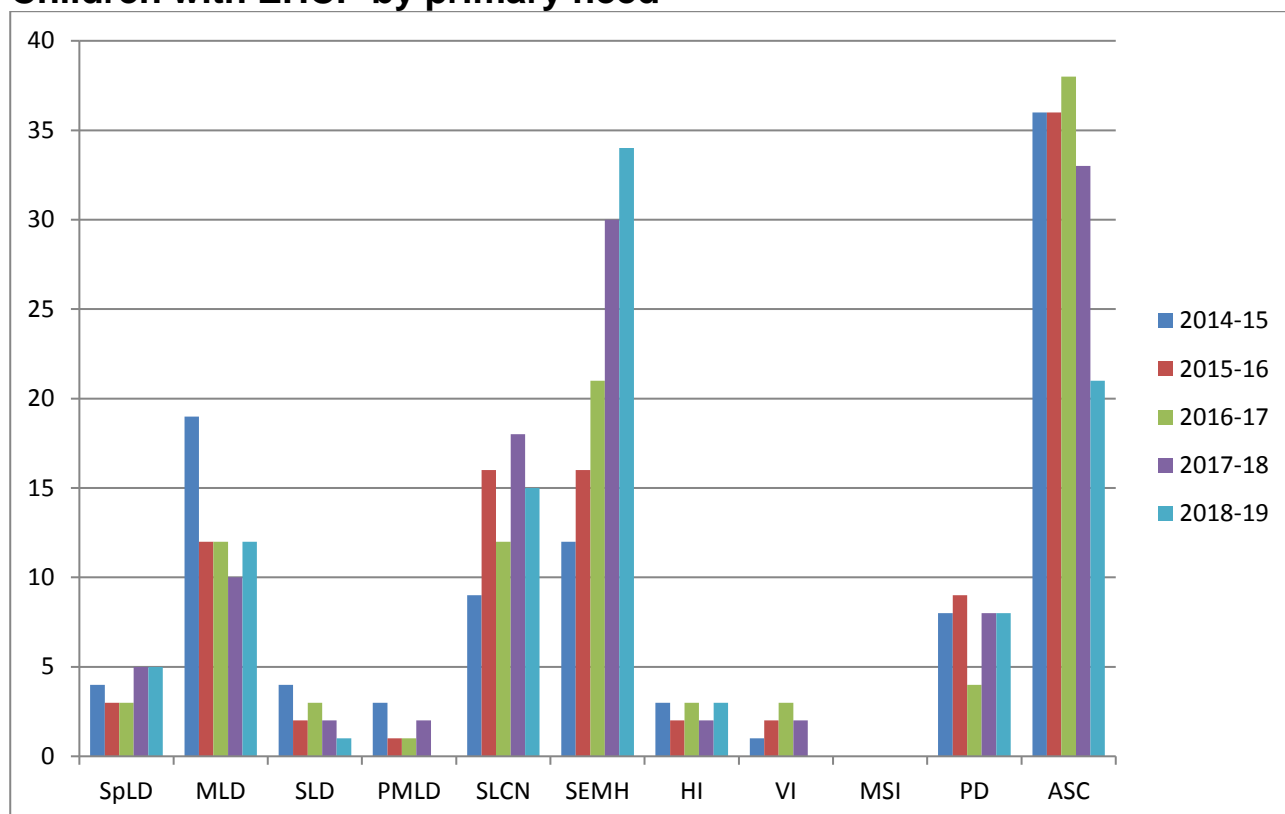
	2014/15	2015/16	2016/17	2017/18 YTD
Primary - TA Support	605,485	698,954	710,353	679,334
Secondary - TA Support	540,330	525,955	543,011	459,225
ERC's	277,971	268,466	305,011	202,414
Hobmoor	786,776	1,019,470	1,015,513	1,015,513
Applefields	1,226,856	1,199,083	1,123,789	1,123,789
Danesgate	1,595,202	1,544,897	1,619,259	1,673,267
Post 16	1,077,943	955,070	1,003,762	977,791
Post 19	-	-	-	9,823
Out of City	2,286,218	2,372,359	2,145,368	2,147,815



Numbers of CYP on SEN Support or with EHCP

School Census date	January 2016	January 2017	January 2018
% on SEN Support	9.3%	9.5%	9.6%
% with EHCP/Statement	2.0%	2.3%	2.5%
Total with SEN in Schools	11.6%	11.8%	12.0%

Children with EHCP by primary need

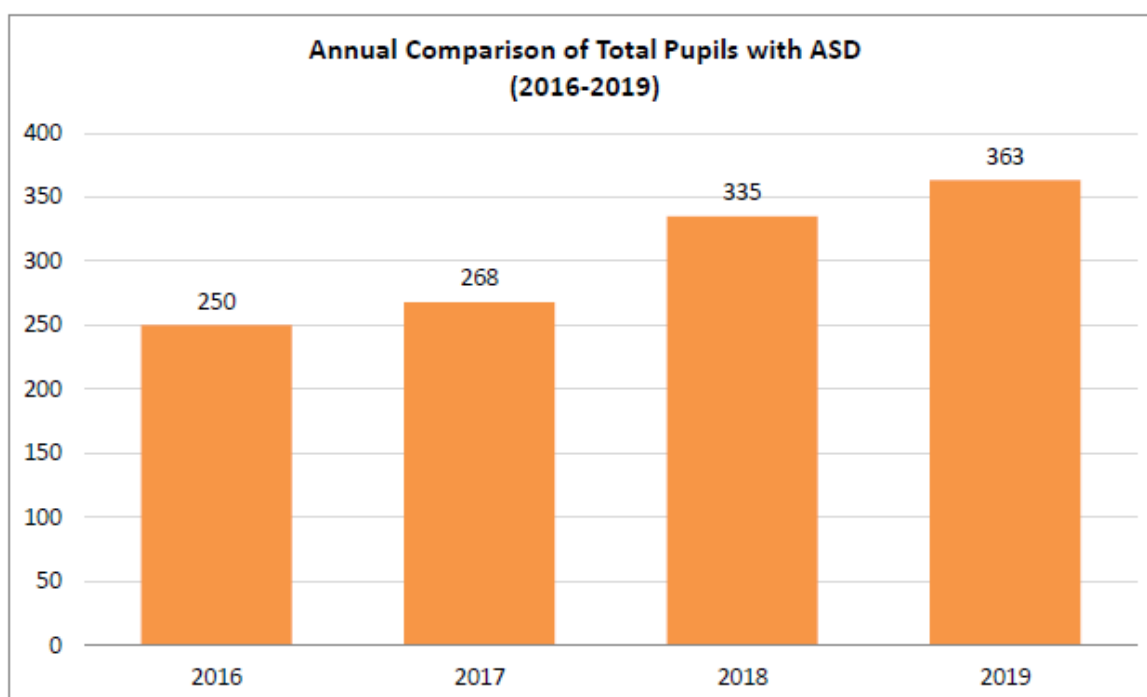


Key	Primary Need	HI	Hearing impairment
SPLD	Specific Learning Difficulties	VI	Visual impairment
MLD	Moderate Learning Difficulties	MSI	Multisensory impairment
SLD	Severe Learning Difficulties	PD	Physical difficulties
PMLD	Profound and multiple learning difficulties	ASC	Autism spectrum condition
SLCN	Speech, language and communication needs	SEMH	Social, emotional, mental health needs

Increase in numbers with autism as a primary need

Autistic Spectrum Disorder Primary Need on Year Comparison 2016 - 2019
CYC All Pupils (including special schools and Danesgate, excluding Nursery)

	2016	2017	2018	2019
Primary	84	76	115	144
Secondary	78	78	83	101
Danesgate	3	13	21	19
Special Schools	85	101	116	99
Total	250	268	335	363

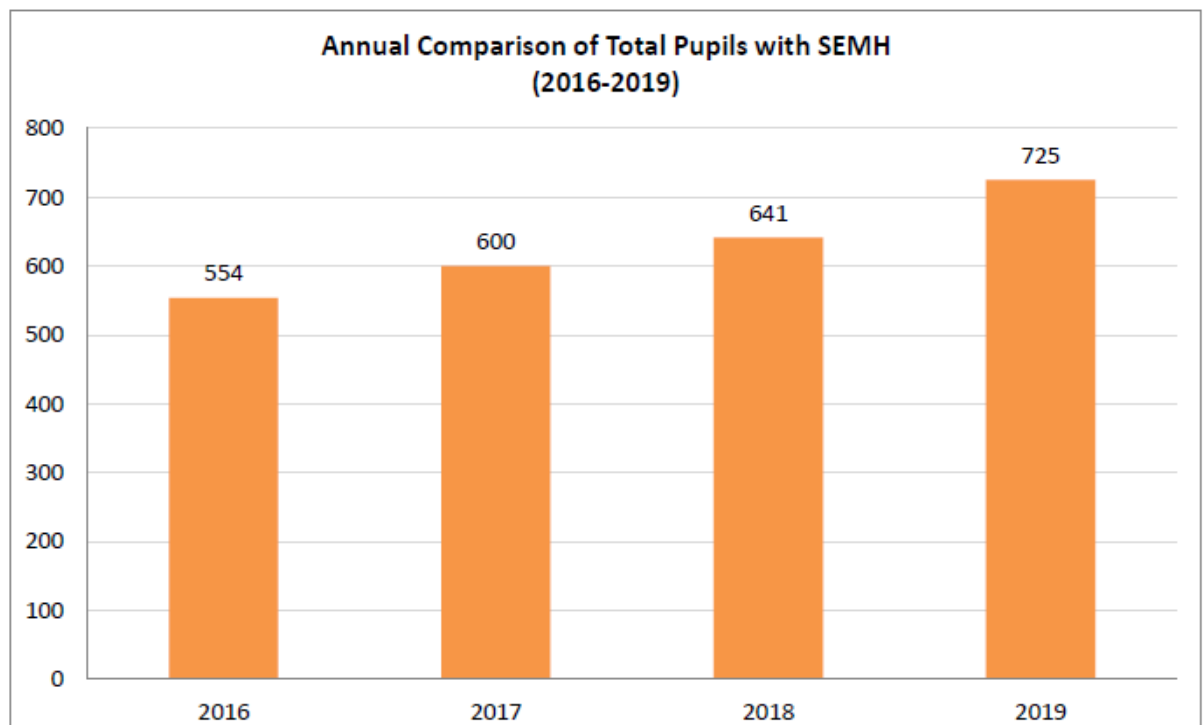


School age children with autism as a primary need in January 2019 was 370, which is a 48% increase since January 2016. In January 2019 children with autism as their primary need accounted for 11.9% of all pupils with SEND. Children with autism as their primary need are more likely to have an EHCP (246) than to be identified as SEN support (124).

Increase in number with Social Emotional Mental Health Needs

Social, Emotional and Mental Health Primary Need on Year Comparison 2016 - 2019
CYC All Pupils (including special schools and Danesgate, excluding Nursery)

	2016	2017	2018	2019
Primary	242	288	317	353
Secondary	167	162	170	210
Danesgate	145	150	153	160
Special Schools	0	0	1	2
Total	554	600	641	725



Children with SEMH as their primary need has risen by 31% since January 2016. Children with SEMH as their primary need are more likely to be identified as SEN support (638) than to have an EHCP (87).




Request for Education, Health and Care plans




Requests for Education Health and Care Needs Assessment (EHCNA)	2014/15	2015/16	2016/17	2017/18	Autumn Term	Spring Term	Summer Term	2018/19
Requests Received	87	107	122	165	<i>50</i>	<i>67</i>	<i>66</i>	183
Proceeded to EHCNA	77	87	107	147	<i>38</i>	<i>54</i>	<i>56</i>	148
% of Requests Received	89%	81%	88%	89%	<i>76%</i>	<i>81%</i>	<i>85%</i>	81%
Average Age of CYP When Request Received	9 years	9 years	9 years	9 years	<i>9 years</i>	<i>9 years</i>	<i>11 years</i>	10 years
Coordinated Assessment Meetings (CAM)	77	86	105	139	<i>11</i>	<i>40</i>	<i>64</i>	115
% of Proceeded to EHCNA	100%	99%	100%	94%	<i>29%</i>	<i>55%</i>	<i>77%</i>	77%
New EHCPs Issued	75	80	103	135	<i>2</i>	<i>31</i>	<i>66</i>	99
% of Proceeded to EHCNA	97%	93%	98%	97%	<i>18%</i>	<i>64%</i>	<i>86%</i>	86%
EHCPs completed within 20 weeks	65	45	83	106	<i>2</i>	<i>28</i>	<i>62</i>	92
% of New EHCP's Issued	87%	56%	80%	78%	<i>100%</i>	<i>91%</i>	<i>93%</i>	93%
EHCPs sent earlier/later than the 20 weeks (Ave)	1 day late	33 days late	3 days early	3 days early	<i>44 days early</i>	<i>11 days early</i>	<i>12 days early</i>	12 days early





Increase in numbers of EHCP

	National rise of EHCP 2013/4 to 18/19 in 5 years	York rise of EHCP 2013/4 to 18/19 in 5 years
National rise in request for EHCP	49%	71%
Ave number of requests each year over last 5 years		87

2019 Attainment Data (figures in red are 2018 data)

	EYFS Primary Learning Goals
	As a whole cohort CYC continues to good outcomes. 76% (75%) achieved a Good level of development (GLD) compared to 70% nationally.
	Of the 16 (29) children with an EHCP, none (3%) had achieved GLD compared to 5% nationally.
	For the 100 (109) children at SEN Support, almost a third (21%) achieved GLD compared to 28% nationally.

	KS1
	As a whole cohort, CYC remain in line with National figures both for the phonics screening and for those achieving expected standard Reading, Writing and Maths (RWM).
	For those with an EHCP there has been a marked increase in the % passing the phonic screening (16% to 31% compared to 20% nationally).
	For those at SEN Support, despite a rise in 2019, there continues to be a smaller % meeting expected standard compared to national data. (14% to 17% compared with 21%)

	KS2
	As a whole cohort CYC continues to have a higher % of children meeting expected standards in RWM especially in schools such as Dringhouses, Haxby Road, Hempland, St Pauls, New Earswick and Rufforth
	For the 54 (45) children with an EHCP, less than 4% achieved expected standard in RWM compared to 16% in 2018 and 9% nationally. This was two children. Both were at Haxby Road.
	For the 291 (275) at SEN Support, despite a marginal increase in those achieving expected standards in RWM (23.7% from 20%), the figures remain below national data (25%). Results are particularly concerning from Huntington, St Aelryds and Westfield where none of the children at SEN Support achieved expected outcomes
	At SEN Support CWR, Hob Moor and New Earswick were the best performing settings. For example New Earswick Primary had 9 children at SEN support and 55.6% achieved expected standards in RWM

No 2019 KS4 data currently

Examples of feedback re provision for SEND

"We can't emphasise enough the difference Orchard provision has made to our family. The focus on communication, emotional resilience and personal development has had such a positive impact.. The professional and understanding approach of the staff, personalised learning and ability to access appropriate mainstream lessons has built our son's confidence & self-esteem."

"I think this college is a fab place to be because it has a laid back approach and it suits me, I'm glad I came here."

"It's also been incredible to see how much fun and joy C. gets out of going to the ERP. I don't think there's really words to describe how grateful we are to you all and I hope that other schools/services learning from you all."

My name is Jamie, I used to go to Applefields School. I went to York College and did The Pathway to Work and Independent Living Course. I feel that they course prepared me for the world of work"

York Local Offer for SEND

Information about what is available for children and young people with SEND and their families is found on the Local Offer.



York's Local Offer for SEND

Visit York's Local Offer for SEND to find out what is available in York for children and young people with special educational needs and disabilities. You will find information for families and young people about education, health, preparing for adulthood, money and leisure.

W www.yor-ok.org.uk/localoffer
F York Local Offer

T 01904 551094
 T @YorksLocalOffer

E yorklocalofferSEND@york.gov.uk

